
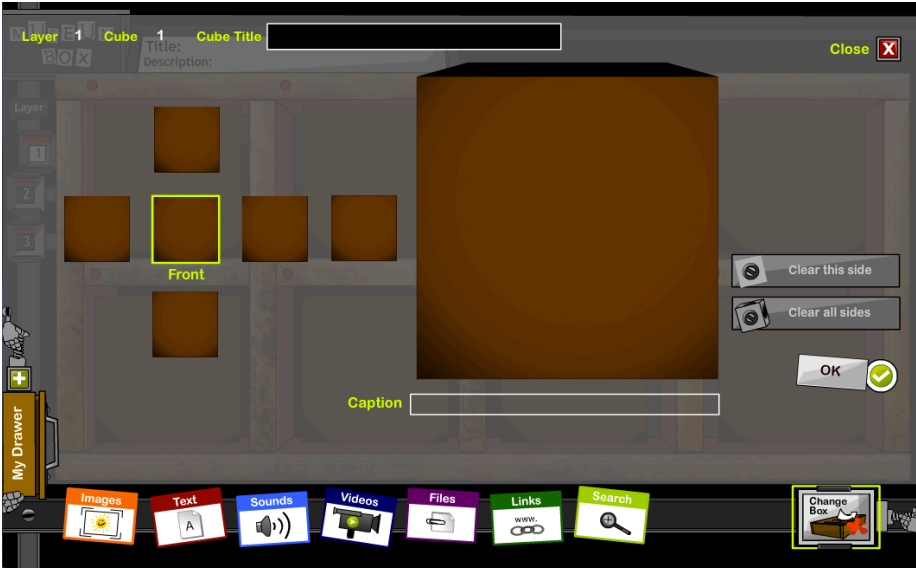
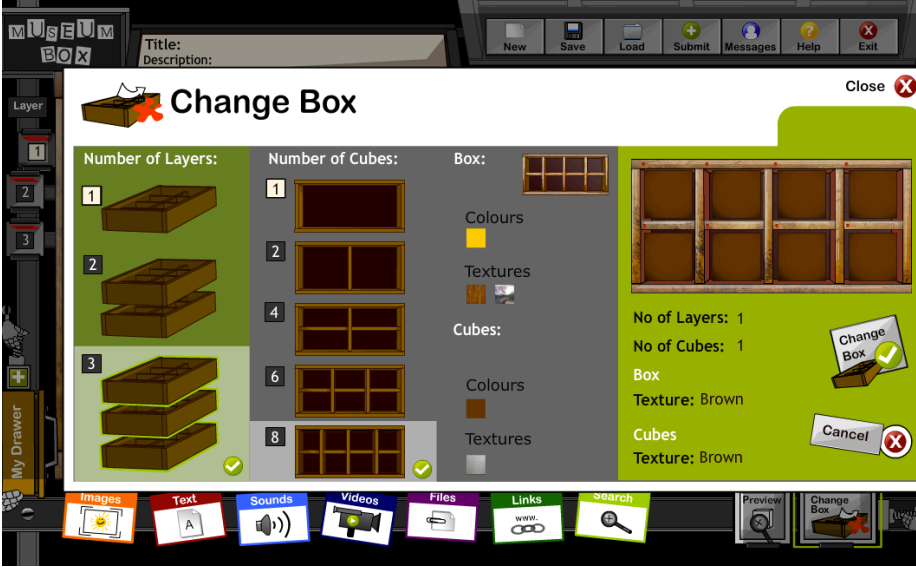


Session 3 Video Demonstration: Review of Museum Box

<p>Name of Video: Session 3</p>	<p>Description of this scene: The title screen will fade into video tutorial. This tutorial will go through the steps of adding a title and description.</p>	<p>Screen _1_ of _3_</p>
<p>Background: Black background faded into Image (see screen shot)</p> <p>Color/Type/Size of Font: White, Helvetica,</p> <p>Actual Text: Museum Box: Review Tutorial</p>	<p style="text-align: center;">Screen Shot</p> <p>Image:</p>  <p>Transition: Title Text with black background fades into image.</p>	<p>Narration: “In this video we will build a museum box with a South Carolina theme, which can be used in an 8th grade history course since the standards are based on South Carolina history.”</p> <p>“Lets start by adding a title and description... [complete task]”</p> <p>“Now let’s add some content...[click on an open box]”</p> <p>Audio: Music</p>

<p>Name of Video: Session 3 Video</p>	<p>Description of this scene: This scene will show viewers how to add content to a cube.</p>	<p>Screen __2__ of __3__</p>
<p>Background: Image (see screen shot)</p> <p>Color/Type/Size of Font: White, Helvetica,</p> <p>Actual Text:</p>	<p style="text-align: center;">Screen Shot</p> <p>Image:</p> 	<p>Narration: “Let’s stay organized and add a title to our first cube...[State Capital]”</p> <p>“Next, let’s add some media... [add picture, map, text about Columbia, SC, video of state building, and link to sc.gov]</p> <p>[Close this cube, then repeat to create cubes based on other things as well...Geography, Nick Name, Current Politicans, Agriculture Crops, Cities, Population, State Symbols, Flag]</p> <p>Audio: Music</p>

<p>Name of Video: Session 3 Video</p>	<p>Description of this scene: This scene will show the viewers how to change the layout of the museum box.</p>	<p>Screen __3__ of __3__</p>
<p>Background: Image (see screen shot)</p> <p>Color/Type/Size of Font: White, Helvetica,</p> <p>Actual Text:</p>	<p style="text-align: center;">Screen Shot</p> <p>Image:</p> 	<p>Narration: “Now that all our cubes are created, lets organize our layers and add some of our own personality to the mix!”</p> <p>[Change layout and colors to suit the museum box]</p> <p>Audio: Music</p>